



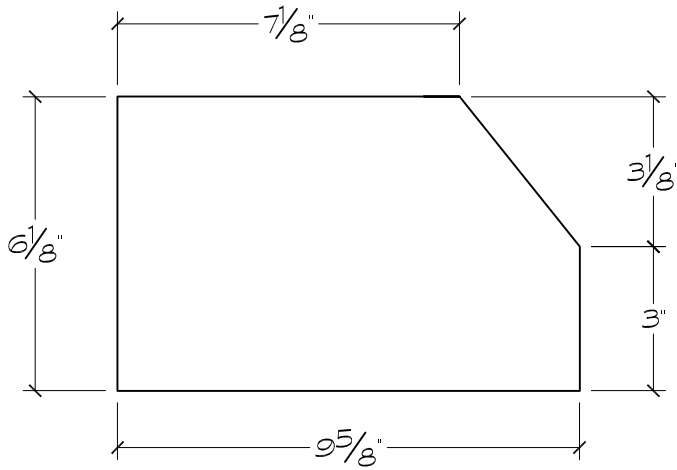
Harvey Cement Products, Inc.

Since 1947

16030 Park Avenue, Harvey, IL 60426

Ph: 708.333.1900 F: 708.333.1910

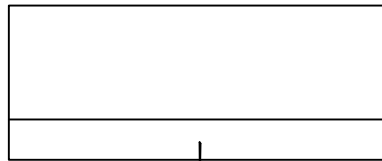
www.harveycement.com



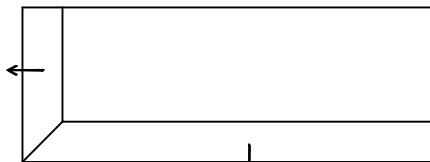
CROSS SECTION

1 PROFILE HS
 ARCH REF:
 SCALE: 3"=1'-0"

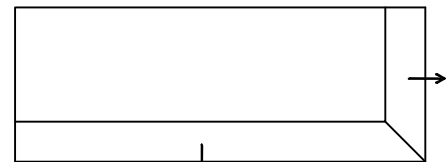
TOP VIEWS



STRAIGHT



LEFT END RETURN



RIGHT END RETURN

DRIP EDGE - OPTIONAL

Profile ID

HS

SUGGESTED USE

Sill	×
Transition Band	×
Coping	
Cap	×
Band	×
Field	
Cornice	

TYPE / SIZE AVAILABILITY

TYPE	LENGTH(S)
Straight	23 ⁵ / ₈ "
Left End Return	25 ⁵ / ₈ "
Right End Return	25 ⁵ / ₈ "